

Northern NSW Local Health District

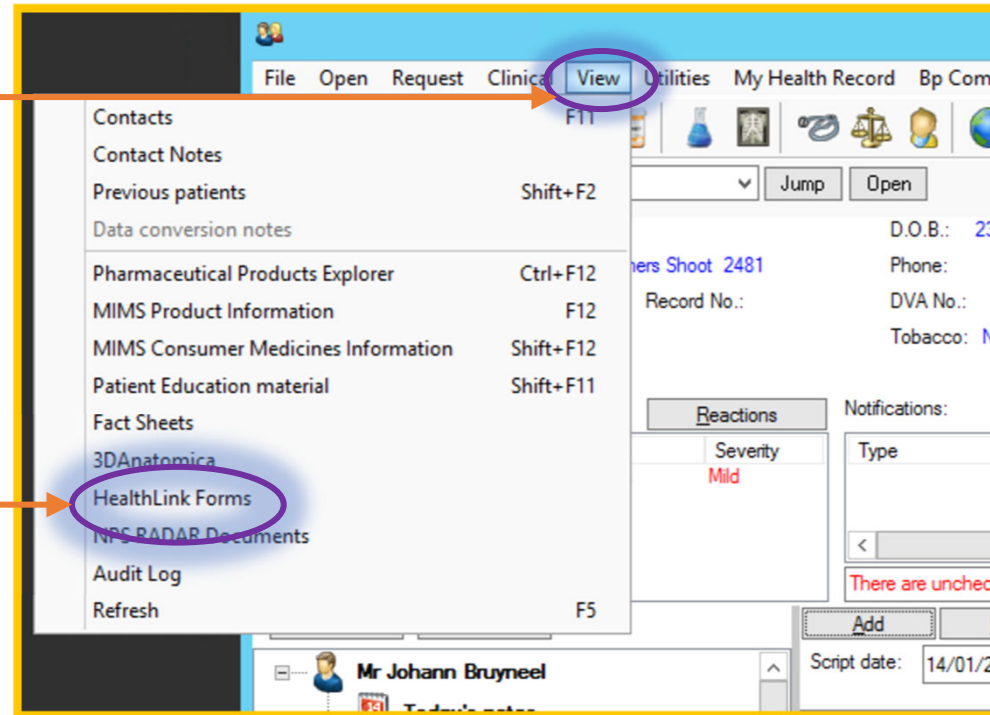
eReferrals

Quick Start Guide:

For GPs using Best Practice
referring to NNSWLHD
Outpatient Clinics

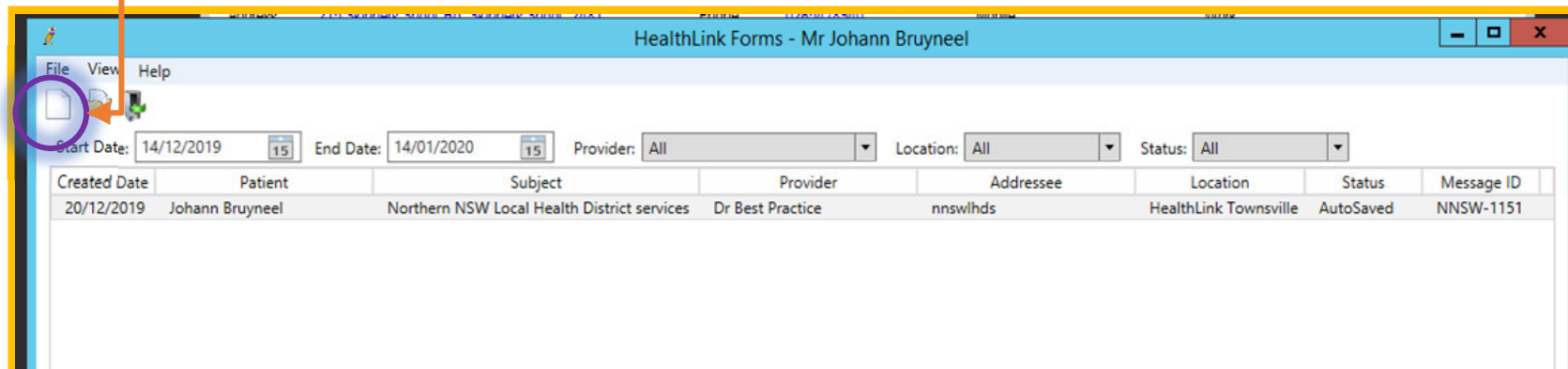
STEP 1

With the desired patient open:
 1. Click "View".
 2. Click HealthLink Forms.



STEP 2

From the next screen click "New Form" to launch SmartForms.



STEP 3

Select NNSW Local Health District Services.

STEP 5

Start form with the "Requested Information" tab.
Mandatory Fields are marked with .
Choose from a list of specialists attached to the clinic.

STEP 6

1. Fill all relevant data.
2. Select Referral period and urgency. Displays urgency definition.

STEP 4

1. Click the service you want to refer to.
2. Then click "continue".

STEP 7

1. Type referral letter in "Referral Details" and add up to 3 recent consult notes from your system via "Browse for Consult Notes".
2. Add social history and special need requirements.

STEP 8

Tabs requiring mandatory information will display 

1. From the Attachments tab,
- 2 Add documents required for the referral by checking boxes.
- If you would like to preview files before attachment click 

Date	Name	Comments	Type	Size
10/10/2019	AduroForm.html	Northern NSW Local Health District services	html	21 KB
10/10/2019	AduroForm.html	Northern NSW Local Health District services	html	21 KB
10/10/2019	CORR_IN.bt	test CORR_IN	bt	1 KB
10/10/2019	CARE PLAN.bt	CARE PLAN - DOCUMENTS	bt	1 KB
10/10/2019	AduroForm.html	Northern NSW Local Health District services	html	25 KB
08/10/2019	AduroForm.html	Northern NSW Local Health District services	html	23 KB

STEP 9

1. Click the "Medications/Warnings" tab
2. Check medications are accurate and add further if needed.
3. Check medical warning boxes to add to the referral
4. Add comments if required

STEP 10

1. Move to the "Medical History" tab.
2. Check boxes to add long term, patient and family history.
3. Add smoking history or other relevant information.

Code	Description	Comments
<input checked="" type="checkbox"/>	Anxiety attacks	

STEP 11.

Check patient & referrer information is correct

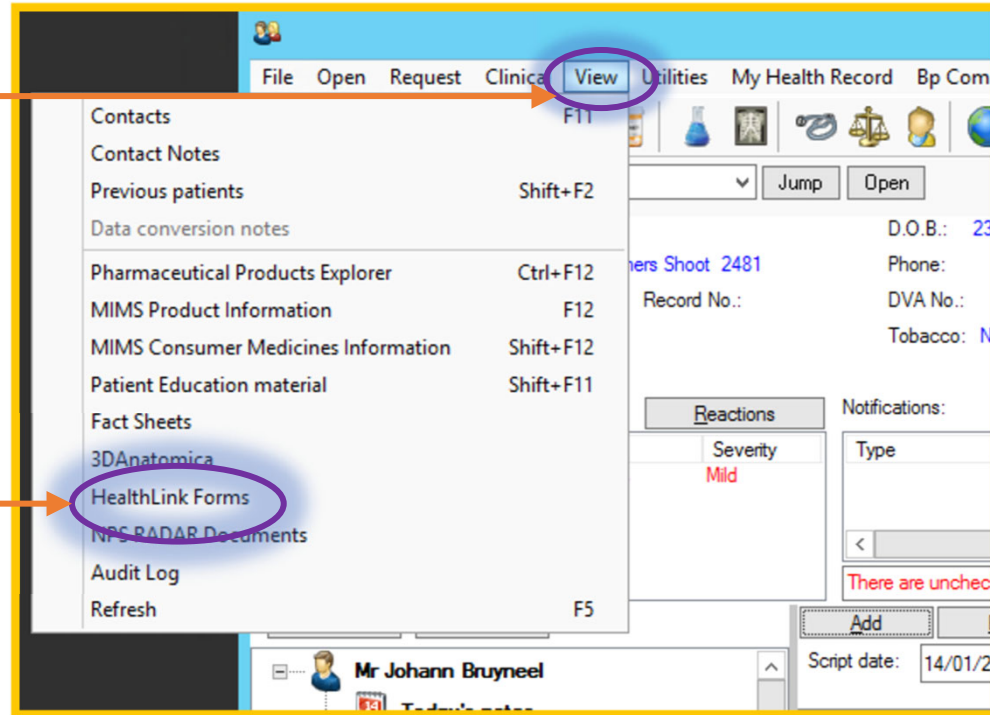
STEP 12.

1. Preview or submit (Submission can be made from a preview).
2. Print patient copy (if desired).

STEP 1

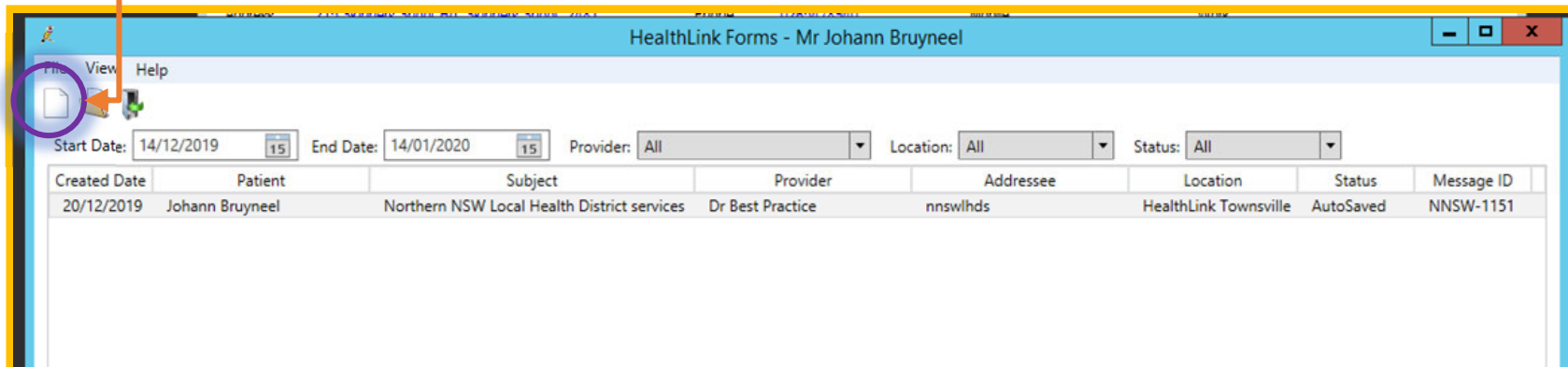
With the desired patient open:

1. Click "View".
2. Click "HealthLink Forms".



STEP 2

From the next screen click "New Form" to launch SmartForms.



STEP 3 Select NNSW Local Health District Services.

STEP 4 1. Click the service you want to refer to. 2. Then click continue.

Respiratory Clinic referrals enable you to refer to a specialist +/- ordering lab tests.

Respiratory Laboratory referrals are just for ordering Lab tests.

STEP 5 If you choose Respiratory clinic, you will be required to select between a respiratory specialist referral or a specialist referral with lab tests.

STEP 8

1. When selecting “+ respiratory lab tests”, test ordering options appear.

2. Click the boxes to order tests.

***Note:** When making a lab-only referral, the tests are always visible and the referral goes to the Laboratory.

Type of referral* Specialist only referral **1** → Specialist referral + respiratory lab tests

Respiratory lab tests

Please select the required test(s) *

Complex Lung Function Test - Spirometry, Lung Volume, and Diffusion Capacity

Spirometry (Pre and Post Bronchodilator)

Bronchial Provocation Test - Mannitol

Bronchial Provocation Test - Hypertonic Saline

High-Altitude Simulation Test - with Oxygen **2** →

High-Altitude Simulation Test - without Oxygen

Postural vital capacities

Exhaled Nitric Oxide (eNO)

Maximal respiratory pressures

STEP 9

By choosing Lab tests “Important Patient Information” will appear. This information will be printed with the referral so the patient can have a copy.

Compensable Status ▾

Important Patient Information ← **1**

Please refrain from using your bronchodilator within this time frame prior to testing as they can affect the validity of the data collected.

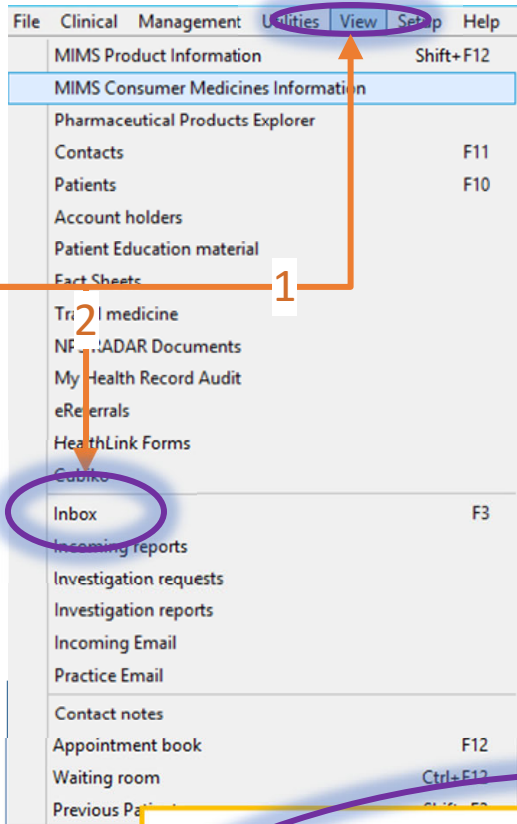
Withholding Time Drug	
6-8 hours	• Inhaled Nonsteroidal Anti-inflammatory Agents
8 hours	• Short-acting Bronchodilator
12 hours	• Inhaled Corticosteroids • Anticholinergic Bronchodilators
24 hours	• Inhaled Corticosteroids and Long Acting Beta Agonists Combination Products • Long-Acting Bronchodilators • Phosphodiesterase Inhibitors / Adenosine Receptors
72 hours	• Anticholinergics • Antihistamines: Over-the-Counter & Prescription
4 days	• Leukotriene-Receptor Antagonists
Day of Test	• Caffeine-containing foods: coffee, tea, cola drinks, chocolate, etc • Vigorous exercise • Smoking at least 6 hours prior to testing

Contraindications for performing tests
Certain conditions can pose a threat to pose the accuracy of the data collected, and the patient health and wellbeing. If you have experience any of the following, please contact the clinic at least 24 hours prior to testing to reschedule an appointment.

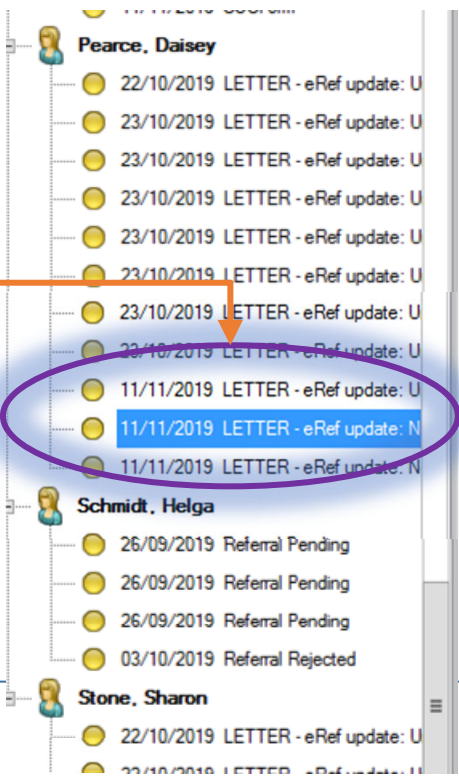
STEP 12.

The remainder of the eReferral form is completed as per other services.

STEP 1
Click the "View" tab and click inbox.



STEP 2
Click the update you want to see for the patients referral.

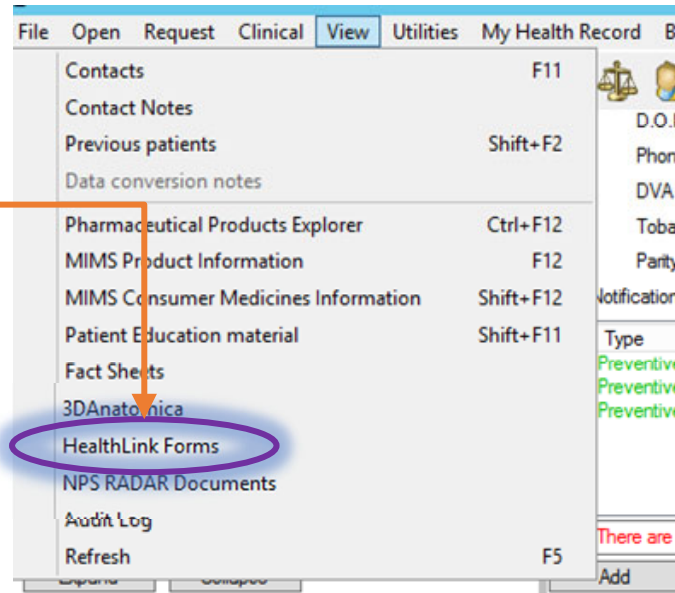


STEP 3
Updates are provided with outcomes and comments if any are made.
*Note this is just for referral outcomes *not* consult outcomes.

The referral has been updated with the following details:

Referral ID: NNSW-604
 Service: Infectious Diseases
 Priority: Non Urgent (appointment in 30-365 days)
 Status: Processed: Patient Appointment Made
 Date: 11-Nov-2019 14:22 AEDT
 Entered By: [Andrew Dodds]
 Clinic Location: Lismore Base Hospital Outpatient Clinics
 Referral Outcome: Patient Appointment Made
 Comments:
 Patient booked for appt with Dr X on the xx/xx/2020.
 Triage category x

STEP 1
With the patient file open, from the "View" menu click "HealthLink Forms".



STEP 2
Double click the referral you want to review/finish completing.

STEP 3
"Parked" referrals are referrals that failed to submit or referrals you chose to park to complete later. You can access them here to complete by double clicking.

STEP 4
"Auto-saved" referrals are incomplete referrals that have not been parked but, also, have not been completed. They can be accessed here to complete by double clicking.

Created Date	Patient	Location	Status	Message ID
19/11/2019	Daisy Pearce	HealthLink Townsville	AutoSaved	NNSW-801
04/10/2019	Daisy Pearce	HealthLink Townsville	Parked	NNSW-306
29/10/2019	Daisy Pearce	HealthLink Townsville	Completed	NNSW-604
04/10/2019	Daisy Pearce	HealthLink Townsville	Completed	NNSW-310
22/10/2019	Daisy Pearce	HealthLink Townsville	Completed	NNSW-555
23/10/2019	Daisy Pearce	HealthLink Townsville	Completed	NNSW-563
23/10/2019	Daisy Pearce	HealthLink Townsville	Completed	NNSW-565
04/10/2019	Daisy Pearce	HealthLink Townsville	AutoSaved	NNSW-305
04/10/2019	Daisy Pearce	HealthLink Townsville	AutoSaved	NNSW-311
04/10/2019	Daisy Pearce	HealthLink Townsville	Completed	NNSW-304
04/10/2019	Daisy Pearce	HealthLink Townsville	Completed	NNSW-307
28/10/2019	Daisy Pearce	HealthLink Townsville	Completed	NNSW-601
23/10/2019	Daisy Pearce	HealthLink Townsville	Completed	NNSW-566